

~~CONFIDENTIAL~~<sup>98</sup>  
1st LOGISTICAL COMMAND  
US ARMY VIETNAM

DECLASSIFIED

Authority DOD DIR 5200.10

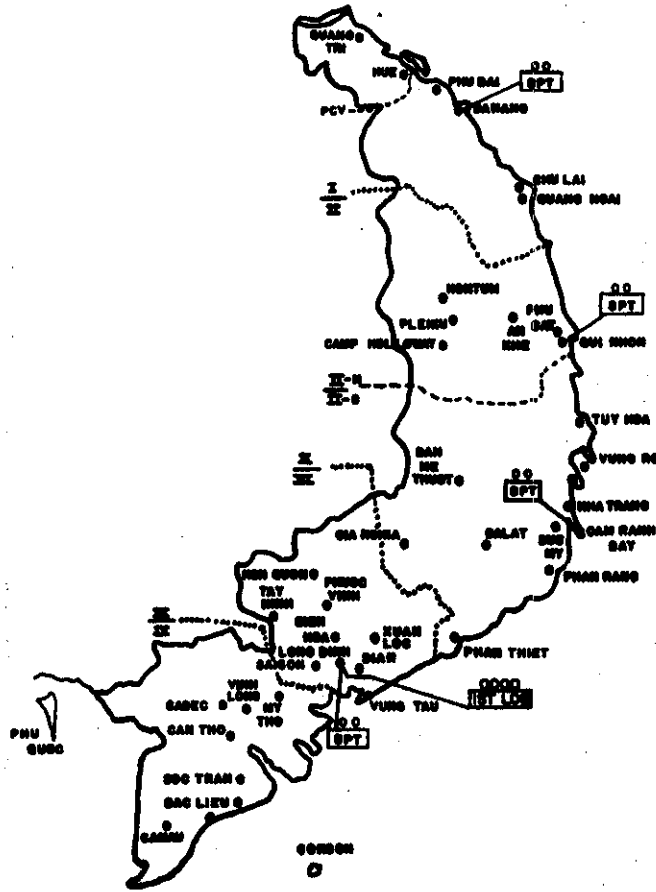
By iso, NARS, Date 6-15-84



FACT BOOK  
1968

GROUP 4  
DOWNGRADED AT 3 YEAR INTERVALS  
DECLASSIFIED AFTER 12 YEARS  
DOD DIR 5200.10

~~CONFIDENTIAL~~



Republic of  
**VIETNAM**

1ST LOGISTICAL COMMAND  
FACT BOOK  
Index

ACofS, Pers

Authorized Strengths . . . . .	A-1
Actual Strengths . . . . .	2
Tech Asst Personnel . . . . .	3

ACofS, SP&O

1st Log Spt-US Forces-Others	B-1
Troops Supported (SGN) . . . . .	2
Troops Supported (CRB) . . . . .	4
Troops Supported (QNH) . . . . .	5
Troops Supported (DNG) . . . . .	6
% Distribution of Spt . . . . .	7
Off Shore Support . . . . .	9
Military Intelligence . . . . .	10
Air Delivery . . . . .	11
Maint Air Equip Repair/Depot . . . . .	14
Est Day of Supply Bn . . . . .	15
Task Force Day of Supply . . . . .	16
Type Brigade Task Force . . . . .	17
Type FSA, Major Equip for. . . . .	18
Combat Unit Support System . . . . .	19
Major Units. . . . .	23
Unit Deployment & Inact. . . . .	30

DIR/GEN SUP

Stockage Analysis (Depot). . . . .	C-1
Consumption/Planning Factors . . . . .	2
Depot Storage Space. . . . .	3
Riverine Supply Support. . . . .	6
Red Ball System . . . . .	7
RBE/RBX Reqs and Fill . . . . .	8
MHE Replacement Status . . . . .	9
M113 Battle Loss Rates . . . . .	10

Closed Loop Program . . . . . C-11

DIR/AMMO

Ammo Stocks . . . . .	D-1
Ammo System (support) . . . . .	2
Ammo System (Components) . . . . .	3
CL V Controlled Items . . . . .	4
High Tonnage Items . . . . .	6
Weapons Densities . . . . .	7
EOD Activities . . . . .	8
Ammo Losses . . . . .	9
Ammo Construction Projects . . . . .	10
Services Available . . . . .	11
Ammunition RECAP . . . . .	12

DIR/POL

Stockage Objective . . . . .	E-1
CL III On Hand . . . . .	2
Sensitive Items . . . . .	3
Bulk CL III Steel Storage . . . . .	4
Commercial Storage . . . . .	6
Distribution Assets . . . . .	8
Issues . . . . .	10

DIR/MAINT

Wpns and Equip Densities . . . . .	F-1
Deadline Trends (Arty & CV) . . . . .	2
Deadline Trends (Trucks) . . . . .	3
Deadline Trends (MHE & GEN) . . . . .	4
Mileage of Tanks & APC's . . . . .	5
NCR 500 Installation . . . . .	6
Marine Overhaul Program . . . . .	8
Maintenance Units . . . . .	9

DIR/TRANS

PORT DESCRIPTIONS:

Sam Ranh Bay . . . . .	G-1
Cat Lai . . . . .	2
Chu Lai/Gua Viet/Dong Ha . . . . .	3

Da Nang . . . . .	G-4
Dong Tam. . . . .	5
Hue/Tan My. . . . .	6
Newport . . . . .	7
Nha Trang. . . . .	8
Phan Rang . . . . .	9
Qui Nhon. . . . .	10
Saigon. . . . .	11
Thon My Thuy, Vung Ro . . . . .	12
Vung Tau . . . . .	13
Shallow Draft Port Capabilities	14
Port Performance . . . . .	15
Port Performance (Data) . . . . .	16
Ship Turnaround . . . . .	17
Terminal Service Units. . . . .	18
Barge Sites . . . . .	19
Railway System (Rolling Stock)	20
Railway System (Mil Tonnages)	21
Sea-Land Service. . . . .	22
Sea-Land Equipment. . . . .	23
Roll-on/Roll-off Svc. . . . .	24
Capabilities - TC Units . . . . .	25
Armor Plating of Vehicles . . . . .	26
USASC's Truck Companies . . . . .	27

DIR/RETROGRADE & DISPOSAL

PDO Personnel Situation . . . . .	H-1
PDO Equipment Situation . . . . .	2
PDO Inventory . . . . .	4
Retrograde Tons . . . . .	5
Sales & Est Sources of Receipts	6

DIR/FOOD

Field Bakeries. . . . .	I-1
Field Bakery Utilization. . . . .	2
Dairy Operations. . . . .	3
Stockage Objective. . . . .	4

OTHER SERVICES

Field Laundry Support . . . . . J-1  
Field Bath Support . . . . . 3  
Graves Registration. . . . . 4  
Remains Processed. . . . . 5

CONTRACTS/PROCUREMENT

Contractor Personnel . . . . . K-1  
Contracts/Procurement. . . . . 3  
Contractor Function & Cost . . . . . 4

ENGINEER

RMK-BRJ Demobilization . . . . . L-1

MIP

MIP Objectives, FY 68. . . . . M-1  
Priorities . . . . . 2  
Savings of military space. . . . . 3  
Summary, Military Space Red. . . . . 5  
Savings money. . . . . 6  
Major actions underway . . . . . 8  
Savings in men, money. . . . . 9

OPERATIONS

Carentan . . . . . N-1  
Rice . . . . . 2  
Americal . . . . . 3  
MacArthur. . . . . 4  
Cochise. . . . . 5  
McLain . . . . . 6  
Carentan . . . . . 7

VEHICLE LOAN TO ARVN . . . . . P-1

COMMANDS:

HQ 1ST LOG COMD. . . . . R-1  
USASUPCOM SGN. . . . . 2

USASUPCOM CRM. . . . .	4
USASUPCOM QNH. . . . .	5
USASUPCOM DNG. . . . .	6

TABLE OF WEIGHTS AND MEASURES. .X	
-----------------------------------	--

**CONFIDENTIAL**  
PERSONNEL STRENGTHS  
(AUTHORIZED)

CATEGORY BY COMD	MILITARY				TOTAL	CONTRACT				TOTAL ASST PERS	LN DIRECT HIRE	LN DAILY HIRE	TOTAL
	OFF	WO	EM	TOTAL		US	TCN	LN	TOTAL				
HQ, 1st Log	169	7	315	491	15	0	0	0	0	27	101	40	674
19th TOC	43	4	321	368	127	0	0	0	0	50	100	25	670
USAPAV	44	0	14	58	35	0	0	0	0	0	77	0	170
OTHER UNITS	31	32	607	670	0	0	0	0	0	0	37	0	707
<b>SUB TOTAL</b>	<b>287</b>	<b>43</b>	<b>1257</b>	<b>1587</b>	<b>177</b>	<b>0</b>	<b>0</b>	<b>0</b>	<b>0</b>	<b>77</b>	<b>315</b>	<b>65</b>	<b>2221</b>
<b>SAIGON</b>	<b>934</b>	<b>236</b>	<b>18429</b>	<b>19599</b>	<b>75</b>	<b>1181</b>	<b>2510</b>	<b>32837</b>	<b>36528</b>	<b>430</b>	<b>7549</b>	<b>897</b>	<b>65078</b>
<b>CRB</b>	<b>549</b>	<b>141</b>	<b>10986</b>	<b>11676</b>	<b>25</b>	<b>633</b>	<b>2745</b>	<b>5185</b>	<b>8563</b>	<b>32</b>	<b>1090</b>	<b>125</b>	<b>21511</b>
<b>QNH</b>	<b>593</b>	<b>130</b>	<b>13242</b>	<b>13965</b>	<b>12</b>	<b>293</b>	<b>2506</b>	<b>4642</b>	<b>7441</b>	<b>129</b>	<b>1892</b>	<b>1097</b>	<b>24536</b>
<b>DNG</b>	<b>263</b>	<b>90</b>	<b>6969</b>	<b>7322</b>	<b>14</b>	<b>41</b>	<b>84</b>	<b>543</b>	<b>668</b>	<b>24</b>	<b>83</b>	<b>349</b>	<b>8460</b>
<b>TOTAL</b>	<b>2626</b>	<b>640</b>	<b>50883</b>	<b>51149</b>	<b>303</b>	<b>2148</b>	<b>7845</b>	<b>43207</b>	<b>53200</b>	<b>692</b>	<b>10929</b>	<b>2533</b>	<b>121806</b>

SOURCE: 1st Log Comd  
As of 30 April 68

**CONFIDENTIAL**

A-1



PERSONNEL STRENGTHS  
(ACTUAL)

~~CONFIDENTIAL~~

Category By Comd	Military				TOTAL	DAC	CONTRACT				TECH ASST PERS	LN Direct HIRE	LN Daily HIRE	TOTAL
	OFF	WO	EM	TOTAL			US	TCN	LN	TOTAL				
HQ, 1st Log 14th ICG USAPAV OTHER UNITS	274 45 54 30	14 5 0 24	482 251 27 665	770 301 81 719	17 102 45 0	0 0 0 0	0 0 0 0	0 0 0 0	0 0 0 0	27 50 0 0	88 88 68 47	40 25 0 0	942 566 194 766	
SUB TOTAL	403	43	1125	1871	164	0	0	0	0	77	291	65	2468	
SAIGON	899	226	16920	18045	70	1181	2510	32837	36528	430	7185	897	63155	
GRB	568	140	9439	10147	18	633	2745	5185	8563	32	1458	125	20343	
QNH	589	110	12360	13059	10	293	2506	4642	7441	129	1848	1097	23584	
DNG	316	79	7470	7865	10	41	84	543	668	24	27	349	8943	
TOTAL	2775	598	47614	50987	272	2148	7845	43207	53,200	692	10809	2533	118493	

SOURCE: 1st Log Comd, ACOFS PER  
As of 30 April 68

~~CONFIDENTIAL~~

~~CONFIDENTIAL~~

ORGANIZATION	HQ, 1st Log		144th TOC		USASC, SEN		USASC, ONH		USASC, CRB		USASC, DNG		TOTAL						
	MTL	DAC CTSP	MTL	DAC CTSP	MTL	DAC CTSP	MTL	DAC CTSP	MTL	DAC CTSP	MTL	DAC CTSP							
USAMC		6		17		52		2		6		9	92						
USAECOM		5	1	6		6	4		1	1		1	27						
USAMTCOM						1							1						
USAMVCOM				3									3						
USAMEC		1		8		11	1		7		6	6	42						
USATAC		4		2		12	5		3	2	6	5	48						
USAMWCOM		1		2		13			2		2		20						
PROJECT COUNTER	7					255	39		67	32		8	408						
OTHER		2					27			2		2	51						
TOTAL	7	17	3	0	38	12	257	134	39	70	48	11	16	12	4	9	8	7	692

SOURCE: 1st Log Comd, ACoFS Dep.  
As of 30 April 68

~~CONFIDENTIAL~~

1ST LOG SUPPORT-US FORCES-OTHER

EMENTS  
SUPPORTED  
(1,036,059)

	USAF	USN	USCG	FMAF	DAC	TCN	CNTR, OTHER US	ARVN	USA
BAKERY	X	X	X	X	X	X	X	X	X
REG	X	X	X	X	X	X	X	X	X
MORTUARY	X	X	X	X	X	X	X	X	X
PROP DISP	X	X	X	X	X	X	X	X	X
LAUNDRY		X	X	X	X	X	X	X	X
R & U		X	X	X	X	X	X	X	X
REPAIR PARTS	X	X	X	X	X	X	X	X	X
MAINT, GS		X	X	X	X	X	X	X	X
MAINT, DS		X	X	X	X	X	X	X	X
CL I	X	X	X	X	X	X	X	X	X
CL II & IV	X	X	X	X	X	X	X	X	X
CL III PKG/BLK	X	X	X	X	X	X	X	X	X
CL V	X	X	X	X	X	X	X	X	X
ARM SVC	X	X	X	X	X	X	X	X	X
MOTOR TRANS	X	X	X	X	X	X	X	X	X

NOTE: Supported strength figures indicate maximum number provided any support.

SOURCE: 1st Log Comd ACofS, SP&O  
Plans & Force Development  
As of 30 Apr 68

B-1

**TROOPS SUPPORTED DA NANG (PROV)**

<u>I CTZ</u>	<u>1st LOG</u>	<u>USA (-)</u>	<u>USN</u>	<u>USMC</u>	<u>USAF</u>	<u>USCG</u>	<u>FMMAF</u>	<u>TOT</u>
Chu Lai	400	16871	0	0	0	0	0	17271
Da Nang	2882	3276	0	0	0	0	0	6158
Dong Ha	104	3718	0	0	0	0	0	3822
Duc Pho	22	5636	0	0	0	0	0	5658
Pho Trac	189	0	0	0	0	0	0	189
Phu Bai	638	4206	0	0	0	0	0	4844
Quang Tri	1225	18099	0	0	0	0	0	19324
Thon My Thuy	2134	0	0	0	0	0	0	2134
Other Areas	0	21294	0	0	0	0	0	21294
<b>TOTAL</b>	<b>7594</b>	<b>73100</b>	<b>0</b>	<b>0</b>	<b>0</b>	<b>0</b>	<b>0</b>	<b>80694</b>

SOURCE: SF&O Plans & Force Development

As of 30 April 68

B-2

PROPS SUPPORTED QUI NHO SUPCOM

II CTZ (N)	1st LOG	USA (-)	USN	USMC	USAF	USCG	KWMAF	TOT
An Khe	522	5929	0	0	77	0	0	6528
Cha Rang	1136	17	0	0	0	0	0	1153
Phu Tai	774	339	0	0	0	0	0	1113
Phu Thanh	8	619	0	0	0	0	0	627
Pleiku	3020	19871	0	0	2714	0	11	25616
Qui Nhon	8786	10138	454	0	155	6	13628	33167
Other Areas	0	12912	1	5	4308	0	27	17253
TOTAL	14246	49825	455	5	7254	6	13666	85457

SOURCE: SP&O Plans & Force Development  
As of 30 April 68

B-3

TROOPS SUPPORTED CAM RANH BAY SUPCOM

II CTZ (S)	Ist LOG	USA (-)	USN	USMC	USAF	USCG	FWMAF	TOT
Cam Ranh Bay	10461	4917	1795	0	8266	9	0	25448
Nha Trang	539	10870	177	7	4490	0	8981	25064
Tuy Hoa	852	1445	5	1	3845	0	0	6148
Phan Rang	258	122	17	1	5277	0	264	5939
Vung Ro Bay	329	0	35	0	0	0	0	364
Ninh Hoa	8	262	0	1	0	0	14173	14444
Dalat	8	502	0	0	45	0	3	558
Ban Me Thout	8	600	0	0	71	0	0	679
Other Areas	0	7068	21	5	14	0	0	7108
Total	12463	25786	2050	15	22008	9	23421	85752
As of 30 April 68								

SOURCE: SPAO PLANS & Force Development B-4

TROOPS SUPPORTED S 90N SU' M

III/IV CTZs	1st LOG	USA (-)	USN	USMC	USAF	USCG	FWMAF	TOTAL
Bear Cat	184	3286	0	0	14	0	2207	5691
Bien Hoa	520	10603	2	1	5983	0	2	17111
Can Tho	49	3568	51	3	88	0	2	3761
Cat Lai	1072	77	0	0	0	8	0	1157
Cholon	22	759	0	0	0	0	0	781
Cu Chi	212	14026	0	0	13	0	0	14251
Dau Tieng	10	3729	0	0	4	0	0	3743
Di An	175	7069	0	0	0	0	2116	9360
Dong Tam	234	5858	2171	10	0	0	0	8273
Lai Khe	14	7791	0	0	0	0	0	7805
Long Binh	11888	26744	0	0	22	3	0	38657
Long Giao	387	6085	0	0	0	0	0	6472

SOURCE: SP&O Plans & Force Development  
As of 30 Apr 68

B-5

TROOPS SUPPORTED SAIGON SUPCOM (CON)

Phu Lam	6	776	0	0	0	0	0	0	782
Phu Loi	504	4363	0	0	18	0	0	0	4885
Quan Loi	30	3647	0	0	6	0	0	0	3683
Saigon	2865	6197	1763	120	328	16	3197	14477	14477
Soc Trang	28	846	30	0	16	0	0	0	920
Tan Son Nhut	279	7343	402	126	12910	0	43	21103	21103
Tay Ninh	517	4855	0	0	50	0	2028	7450	7450
Vung Tau	2103	4473	283	0	582	0	1928	9369	9369
Xuan Loc	17	838	0	0	0	0	0	0	855
Other Areas	0	21141	3715	17	1682	258	5194	32008	32008
TOTAL	21107	144074	8417	277	21716	285	16718	212594	212594
TOTAL RVN	55410	292785	10922	297	50978	300	53805	464497	464497

SOURCE: SP&O Plans & Force Development

As of 30 Apr

B-6



PERCENT DISTRIBUTION OF SUPPORT

<u>ELEMENT</u>	<u>USASC SGN</u>	<u>USASC CRB</u>	<u>USASC QNH</u>	<u>USASC DNG(P)</u>
US ARMY	77.7	44.6	75.0	100.0
US NAVY	3.9	2.4	0.5	0.0
USMC	0.1	0.0	0.0	0.0
USAF	10.3	25.6	8.5	0.0
USCG	0.2	0.0	0.0	0.0
FWMAF	7.8	27.4	16.0	0.0

SOURCE: 1st Log Comd ACoFS, SP&O  
Plans & Force Development  
As of 30 Apr 68

B-7

## OFF-SHORE SUPPORT

### PROCUREMENT:

1. FY 67 - \$16.1 Million in procurement by WESTPAC Agencies other than USAPAV, of which \$9 million was for the procurement of fresh fruits and vegetables.
2. FY 68 - Expenditures in WESTPAC are expected to be less than \$10 million.

### MAINTENANCE:

1. Japan - Rebuild of M113's for return to depot stock.
2. Okinawa -
  - a. Ballistic and technical svcs.
  - b. Secondary transfer standard calibration service.
  - c. Assistance in the retrograde of repairables to CONUS.
  - d. Provides backup GS maintenance on tactical vehicles, combat vehicles, construction equipment, generators, and components for return to stock.
  - e. Provides backup GS maintenance on equipment for repair and return to user which is beyond in-country capability. This procedure requires approval by USARV on an item-by-item basis.

As of 31 March 1968

OFF-SHORE SUPPORT (CON'T)

SUPPLY:

1. Okinawa:
  - a. Receives excess CL II & IV from RVN depots.
  - b. Surge tank for CL IV CONST materials; 50% of the dollar value, representing 34% of the tonnage.
  - c. Under emergency conditions RVN will draw on Okinawa after present levels are exhausted.
2. Japan:
  - a. Air droppable reserves in Japan.

AMMUNITION:

1. Reverse stock of CIV.

SOURCE: 1st Log Comd Dir/Maint  
Dir/Gen Sup  
USAPAV  
Dir/Food  
Dir/Ammo

As of 31 Mar 68

~~CONFIDENTIAL~~  
MILITARY INTELLIGENCE

<u>AREA</u>	<u>LOCATION</u>	<u>STRENGTH</u>
USASC, SCN*	Long Binh FO	10
	Saigon FO	11
	Vung Tau FO	6
USASC, CRB	Cam Ranh Bay FO	7
	Nha Trang FO	8
USASC, QNH	Tuy Hoa FO	5
	Qui Nhon FO	8
	Fleiku FO	6
USASC, DNG (P)	Da Nang FO	5

\* Headquarters, 524 MI Det is located in Saigon with a strength of 17.

SOURCE: 1st Log Comd ACofS, SP&O, Security  
As of 30 Apr 68

~~CONFIDENTIAL~~

AIR DELIVERY

1ST LOG COMD UNITS:

109 QM CO (Air Delivery), CRB  
383 QM DET (Air Equipment Supply B.H.)  
623 QM CO (Air Equip Repair & Depot)  
CRB

UNITS ATTACHED TO 383QM DET:

Platoon, 549th QM Co(AD), Sagami  
Japan

Platoon (-), 173d Air Equip Supt Plt.

Platoon (-), 101st Abn Div Air Equip  
Supt Co (-)

UNITS ATTACHED TO 109TH QM CO (AD):

Platoon (-), 1/101st Abn Div Air Equip  
Supt Platoon

AIR DELIVERY:

1. Performed by the 109 Qm CO and 383 QM DET which have the missions of parachute rigging, temporary storage and rigging of supplies for airdrop by US ARMY, USAF, and/or other service aircraft; to render technical assistance in the recovery and evacuation of air drop equipment.

2. Capability-requisition, receive, store, and prepare (to include packing of parachutes and rigging of loads) 500 S/T of supplies and equipment per day.

3. Pre-Rigged Supplies:

a. CL I - 45.12 S/T

b. CL III - 38.900 gal (144.05 S/T)

c. CL V - 349.02 S/T

METHODS OF DELIVERY: (STANDARD SYSTEM)

1. CDS (Container Delivery System) 16 2200 lb A22 cargo bgs can be delivered on 1 pass from a C-130 aircraft.

SOURCE: 1st Log Comd SP&O As of 30 Apr 68

METHODS OF DELIVERY:  
(STANDARDS SYSTEMS)  
(CON'T)

2. ARC LAPES (LOW ALTITUDE  
PARACHUTE EXTRACTION SYSTEM)  
Platforms loads up to 9 S/T ex-  
tracted from aircraft 0-5 feet  
above ground.

3. MODULAR PLATFORM SYSTEM.  
This standard system designed for  
Airdrop of equipment and large  
cargo exceeding dimensions of  
CDS containers. Equipment or  
cargo rigged for airdrop on  
8, 12, 16, 20, or 24 foot Modular  
Platform. The platform is ex-  
tracted from the aircraft by an  
extraction parachute and is air-  
dropped with 1 to 6 G11A cargo  
parachutes depending upon weight  
of load, up to approximately  
25,000 pounds maximum. A 4-G  
force normally encountered on  
opening shock.

SOURCE: 1st Log Comd, SP&O.

As of 30 April 68

B-12

METHODS OF DELIVERY  
(NON-STANDARD SYSTEM)

1. Ground Proximity Extraction System (GPES), a system very similar to that used on aircraft carriers for braking aircraft. The C-130 aircraft, wheels almost touching the ground, trails a hook which engages a cable stretched across the extraction zone. The hook, which is attached to an 8, 12, 16, 20 or 24 foot modular platform extracts the load from the aircraft.

2. PARACHUTE LOW ALTITUDE DELIVERY SYSTEM (PLADS) A22 Cargo bags delivered by high velocity from 250 feet. Limited to one bundle per pass.

3. 1528 LOW ALTITUDE PARACHUTE EXTRACTION SYSTEM (LAPES) This system employs 2 or 3 LAPES Platforms in tandem. The 15 ft extraction parachute, attached to a release plate in the rear of the aircraft is deployed a few minutes before delivery. When on target, a release plate is activated and the 15 ft extraction parachute deploys three 28 ft extraction parachutes. These parachutes extract the platforms and retard the load as it skids along the extraction zone.

SOURCE: 1st Log Comd SP&O  
As of 30 Apr 68

MAINTENANCE AIR EQUIPMENT REPAIR/  
DEPOT

623d QM Co has the mission of operating a QM depot for supply, field maintenance, and reclamation of air delivery equipment. Maintains on hand the air delivery equipment specified in the 1st Log Comd OPLANS 13-67.

SOURCE: 1st Log Comd Hq. SP&O  
As of 30 Apr 68

B-14



ESTIMATED DAY OF SUPPLY  
(Type Battalion Slice)

TYPE UNIT	CL I RATS	JP4 GAL	AVGAS GAL	MOGAS GAL	DSL GAL	CLV S/T	TOTAL S/T
Inf Bn	1,500	2,000	250	1,000	1,000	9.2	30.2
Inf Bn (AM)	1,400	2,000	650	1,000	500	12.8	31.4
Inf Bn (ABN)	1,500	1,000	250	1,200	250	8.8	24.9
Inf Bn (LT)	1,400	2,000	250	1,200	250	5.8	25.1
Inf Bn (MECH)	1,400	NEG	200	2,000	1,000	11.3	27.4
Ar Bn	700	NEG	200	1,000	2,500	24.7	36.6
Ar Cav Sqdn	1,200	1,000	600	3,000	3,000	20.0	50.8
Ar Cav Sqdn (Non-Div)	1,200	1,000	600	3,000	3,000	45.6	76.4
Aslt Hel Bn	600	18,000	300	NEG	NEG	3.8	70.0
Airmble Co	200	6,000	100	NEG	NEG	4.3	26.4
Aslt Spt Hel Co	150	6,000	100	NEG	NEG	NEG	NEG
SOURCE: 1st Log Comd ACoFS, SP&O, Operations B-15						As of 30 Apr 68	21.9

~~CONFIDENTIAL~~

TASK FORCE DAY OF SUPPLY

Inf Bde (AM)

CLI	4,500 rations	16.0 s/t
JP 4	30,000 gallons	105.0 s/t
AVGAS	2,000 gallons	7.0 s/t
MOGAS	2,500 gallons	8.8 s/t
Diesel	1,000 gallons	3.5 s/t
CL V	-	136.5 s/t
<u>TOTAL</u>		<u>276.8 s/t</u>

Inf Bde (ABN)

CL I	5,000 rations	17.5 s/t
JP 4	15,000 gallons	52.5 s/t
AVGAS	750 gallons	2.6 s/t
MOGAS	3,500 gallons	12.5 s/t
Diesel	800 gallons	2.8 s/t
CL V	-	113.6 s/t
<u>TOTAL</u>		<u>201.5 s/t</u>

Inf Bde

CL I	5,000 rations	17.5 s/t
JP 4	15,000 gallons	52.5 s/t
AVGAS	750 gallons	2.6 s/t
MOGAS	3,000 gallons	10.5 s/t
Diesel	2,000 gallons	7.0 s/t
CL V	-	115.6 s/t
<u>TOTAL</u>		<u>205.7 s/t</u>

SOURCE: 1st Log Comd ACofS, SP&O  
Operations  
As of 30 Apr 68

~~CONFIDENTIAL~~

~~CONFIDENTIAL~~  
TYPE BRIGADE TASK FORCE

INFANTRY BRIGADE (AIR MOBILE):

Bde CP - 1  
Inf Bns - 3  
Arty Bn (105mm) - 1  
Arty Bn (155mm) - 1  
ARA Btry (2.75 RKT) - 1  
Air Cav Troop - 1  
Airmobile Co - 2  
Aslt Spt Hel Co (Mdm) - 1

INFANTRY BRIGADE (AIRBORNE):

Bde CP - 1  
Inf Bn - 3  
Arty Bn (105mm) - 1  
Arty Btry (155mm) - 1  
Ar Cav Troop - 1  
Airmobile Co - 2  
Hel Co (Mdm) - 4-6

INFANTRY BRIGADE:

Bde CP - 1  
Inf Bn - 3  
Arty Bn (105mm) - 1  
Arty Bn (155mm) - 1  
Ar Cav Troop - 1  
Airmobile Co - 2  
Hel Co (Mdm) - 4-6

SOURCE: 1st Log Cmd ACofS, SP&O  
Operations

As of 30 April 1968

B-17

~~CONFIDENTIAL~~

MAJOR EQUIPMENT FOR TYPE RSA

Bulldozer-1	Conex-10
Wrecker-1	Trk, Tank, 1200-3
Tanker, 5000 gal-1	Trk, Trac, 5T-5
Trk, 1/4T w/radio-2	Trk, cgo, 2 1/2T-3
Forklift-2	Trailer, 1 1/2T-3
Washer-2	Trk, 3/4T-5
Dryer-3	Trl, wtr, 400G-1
Trailer, S&P-5	Fuel System-1
Trk, cgo, 5T-5	Trailer, 2 1/2T-2
Reefer unit-4	
Reefer box-3	

Air shipment of the above except the bulldozer, wrecker and tanker, 5000 gal, can be accomplished in 26 sorties.

PERSONNEL - 1 OFF, 1 WO, 85 EM  
Command & Control - 15  
Ammo - 25  
POL - 10  
Laundry, Bath - 25  
CL I - 10

SOURCE: 1st Log Cnd ACofS, SP&O  
Operations  
As of 30 April 1968

B-18

~~CONFIDENTIAL~~

COMBAT UNIT SUPPORT SYSTEM

UNIT	LOCATION/PROVINCE	SUPPLY POINT	FSA (CL I, III, V)
Americal Div	Chu Lai/Quang Ngai	Chu Lai	
196 Inf Bde	Pho Trach/Thua Thien	LOTS	
198 Inf Bde	Chu Lai/Quang Ngai	Chu Lai	
1/1 Cav	A Luoi/Thua Thien	LOTS	Camp Evans
3/1 Cav	A Luoi/Thua Thien	LOTS	Camp Evans
2/101st Abn	Hue/Thua Thien	LOTS	Camp Evans
11th Inf Bde	Duc Pho/Quang Ngai	Chu Lai	Camp Evans
2/1 Cav	Khe Sanh/Quang Tri	FISG "B"	Camp Evans
1/101st Abn	Phu Bai/Thua Thien	LOTS	Duc Pho
3/82d Abn	Phu Bai/Thua Thien	LOTS	Phu Bai

NOTES: 1. CL I, III (BULK), and common II & IV are provided by NAVSUPACT.  
2. Army peculiar II & IV, III (PKG), and CL V provided by USASC, DNG  
3. Back-up support for I CTZ is provided by USASC, GRD

SOURCE: 1st Log Comd, SP&O, Operations As of 30 Apr 68

~~CONFIDENTIAL~~

~~CONFIDENTIAL~~  
COMBAT UNIT SUPPORT SYSTEM (CONT)

II CTZ - N - USASC QNH	UNIT	LOCATION/PROVINCE	SUPPLY POINT	FSA (CL I, III, V)
173d Bde (-)		English/Binh Dinh	Qui Nhon	English
I Bn (173)		An Khe/Binh Dinh	An Khe	
4 Inf Div		Pleiku/Pleiku	Pleiku	
1 Bde		Dak to/Kontum	Pleiku	Dak To
2nd Bde		Pleiku/Pleiku	Pleiku	
3d Bde		Kontum/Kontum	Pleiku	

II CTZ - S - USASC. CRB  
3/506 Bn 1/101st

Phan Thiet/Binh Thuan Phan Rang  
Tuy Hoa/Phu Yen Tuy Hoa  
Phan Thiet  
SOURCE: 1st Log Comd ACoFS, SP&O Operations  
As of 30 April 68  
B-20

~~CONFIDENTIAL~~

~~CONFIDENTIAL~~

III & IV CTZ - USASC, SGN  
COMBAT UNIT SUPPORT SYSTEM (CONT)

UNIT	LOCATION/PROVINCE	SUPPLY POINT	FSA (CL I, III, V)
1 Inf Div	Lai Khe/Binh Ducng	Long Binh/Saigon	
1 Bde	Quan Loi/Binh Long	Long Binh/Saigon	
2 Bde	Di An/Bien Hoa	Long Binh/Saigon	
3 Bde	Lai Khe/Binh Ducng	Long Binh/Saigon	
9 Inf Div	Bear Cat/Bien Hoa	Long Binh/Saigon	
1 Bde	Dong Tam/Dinh Tuong	Dong Tam	
2 Bde	Mobile Riverine Force (1)	Ving Tau	
3 Bde	Tan An/Long An	Long Binh/Saigon	
25 Inf Div	Cu Chi/Hau Nghia	Long Binh/Saigon	
1 Bde	Tay Ninh/Tay Ninh	Tay Ninh	
2 Bde	Cu Chi/Hau Nghia	Long Binh/Saigon	
3 Bde	Dau Tieng/Tay Ninh	Tay Ninh	

As of 30 Apr 68

~~B-21~~ CONFIDENTIAL

~~CONFIDENTIAL~~

COMBAT UNIT SUPPORT SYSTEM (CONT)

III & IV - USASC, SGN UNIT	LOCATION/PROVINCE	SUPPLY POINT	FSA (CL I, III, V)
101 Abn Div (REAR) 3 Bde	Bien Hoa/Bien Hoa Phouc Vinh/Phouc Vinh	Long Binh/Saigon Phouc Vinh	
11 ACR	Long Binh/Bien Hoa	Long Giao/Saigon	
199 Inf Bde	Long Binh/Bien Hoa	Long Binh	
1 ATF	Nui Dat/Phuoc Tuy	Vung Tau	
RTAVR	Bear Cat/Bien Hoa	Long Binh/Saigon	

NOTES: 1. The MRF is supported out of Vung Tau with the US Navy providing boats in support of this force.

SOURCE: 1st Log Comd ACofS, SP&O Operations  
As of 30 April 1968

B-22

~~CONFIDENTIAL~~



~~CONFIDENTIAL~~

MAJOR UNITS

SELECTED 1ST LOG UNITS	NR	DESIGNATION
Log Comd	1	1 Saigon, Cam Ranh, Qui Nhon, Da Nang (P)
Support Command	4	Vung Tau, Nha Trang, Tuy Hoa, Cam Ranh, Qui Nhon,
Sub Area Command	7	Fleiku, Da Nang
Depot	3	58, 504, 506
Gen Spt Gp	7	26, 29, 45, 53, 80, 593
ICC	1	14
Maint Bn	9	2, 5, 62, 53, 69, 79, 86, 185, 610
Sup & Svcs Bn	10	34, 88, 96, 98, 264, 266, 277, 278, 532, 563
Ord Bn (Ammo)	3	3, 184, 191
QM Bn (FOL)	3	64, 240, 262

~~CONFIDENTIAL~~

B-23

~~CONFIDENTIAL~~  
MAJOR UNITS (CONT)

UNIT	NR	DESIGNATION
Trans Gp (MI)	3	8, 48, 500
Trans Comd C	1	4
Trans Term Comd A	3	5, 124, 125
Trans Bn (Term)	6	10, 11, 24, 71, 159, 394
Trans Bn (MI)	8	6, 7, 27, 36, 39, 54, 57, 124
Gen Spt Gp (AcftMnt)*1	34	
Trans Bn (Seaborne)*1	1	
Trans Bn (AM&S)*	3	14, 520, 765
Trans Bn (AMMC)*	1	58

\* Denotes related transportation units other than 1st Log Comd units.

SOURCE: 1st Log Comd ACofS, Plans & Force Development  
As of 30 Apr 68

B-24

~~CONFIDENTIAL~~

~~CONFIDENTIAL~~

MAJOR UNITS (CONT)

<u>UNIT</u>	<u>NR</u>	<u>DESIGNATION</u>
Inf Div	6	1, 4, 9, 25, 101, AMERICAL
Airmobile Div	1	1
Light Inf Bde	4	196, 198, 199, 11
Airborne Bde	2	173, 3/82
Armored Cav Regt	1	11
<u>SEPARATE ARTY UNITS</u>		
FFV Arty		I FFV, II FFV
Air Defense Gp	1	97
Arty Gp		23, 41, 52, 54, 108
8"/175mm Bn	9	7/8, 6/14, 7/15, 3/18, 6/27, 2/32, 6/32, 1/83, 2/94
155mm How Bn		6/84, 2/11, 3/16, 2/27, 1/14, 2/35, 2/92
105mm How Bn	13	6/33, 3/6, 7/9, 2/13, 7/13, 6/15, 2/17, 5/27, 1/60, 2/40, 6/77, 3/6, 1/14

~~B-25 CONFIDENTIAL~~

~~CONFIDENTIAL~~

MAJOR UNITS (CONT)

<u>UNIT</u>	<u>NR</u>	<u>DESIGNATION</u>
HAWK Bn	2	6/56, 6/71
Automatic Wpns Bn	3	5/2, 1/44, 4/60
Target Acq Bn	2	8/25, 8/26
NON-DIV AVN UNITS		
Avn Bde	1	1
Avn Gp	2	12, 17
Avn Bn	14	10, 11, 13, 14, 52, 145, 210, 212, 214, 222, 223, 224, 268, 269
SEPARATE ENG UNITS		
Eng Comd	1	US Army Constr Agency, Vietnam
Eng Bde	2	18, 20
Eng Gp (Const)	5	34, 35, 45, 79, 159
Eng Gp (Cmbt)	2	321, 937

B-26

~~CONFIDENTIAL~~

~~CONFIDENTIAL~~

<u>UNIT</u>	<u>NR</u>	<u>MAJOR UNITS (CONT)</u> <u>DESIGNATION</u>
Eng Bn (Const)	15	34, 46, 62, 69, 84, 87, 92, 93, 169, 554, 557, 589, 815, 864, 36
Eng Bn (Cmbt)	11	14, 19, 20, 27, 35, 39, 70, 86, 168, 299, 588
<u>SEPARATE MP UNITS</u>		
MP Bde	1	18
MP Gp	3	16, 89, CI (Prov)
MP Bn	7	92, 93, 95, 97, 504, 716, 720
AG REPLACEMENT BN	2	22, 90

B-27

~~CONFIDENTIAL~~

~~CONFIDENTIAL~~

MAJOR UNITS (CONT)  
DESIGNATION

UNIT  
SEPARATE MED UNITS

NR

Med Bde	1	44
Med Gp	4	43, 55, 68, 67
Med Depot	1	32
Med Bn	4	58, 61, 70, 74
Mobile Surg Hosp	5	2, 3, 7, 18, 45
Field Hosp	6	3, 8, 9, 17, 51, 523
Evac Hosp	8	12, 24, 36, 67, 71, 85, 91, 93
Convalescent Cntr	1	6
Air Amb Co	3	45, 498, 658 (Prov)

As of 30 Apr 68

B-28

~~CONFIDENTIAL~~

~~CONFIDENTIAL~~

MAJOR UNITS (CONT)  
DESIGNATION

NR

UNIT  
SEPARATION MI UNIT

MI Gp	3	135, 149, 525
MI Bn	2	1, 519

SIGNAL UNITS

Sig Bde	1	1
Sig Gp	4	2, 21, 160, Regional Comd
Sig Bn	18	36, 37, 39, 40, 41, 43, 44, 52, 53, 54, 63, 69, 73, 86, 459, 509, 11N, 11S

SOURCE: 1st Log Comd ACofS, SP&O, Plans & Force Development  
As of 30 Apr 68

B-29

~~CONFIDENTIAL~~

~~CONFIDENTIAL~~

1ST LOG CMD UNIT DEPLOYMENT PROGRAM 5

CS Co, HEM	1
OD Co, Ammo	2
OD Det, Eod	1
QM Co, Petrol Op	1
SC Det, Rdr Maint	4
TC Plt, Hvy Dt	1

UNIT INACTIVATIONS

All inactivations are being held  
in abeyance

SOURCE: 1st Log Comd, ACofS, SP&O  
Plans & Force Development  
As of 30 Apr 68

1-30

B-30

~~CONFIDENTIAL~~



STOCKAGE ANALYSIS (DEPOT)

CLASS OF SUPPLY	DAYS AUTH	S/O TONS	JAN		FEB		MAR		APR		STOCKS C/H
			IN	OUT	IN	OUT	IN	OUT	IN	OUT	
I (Refrig)	21	65	36	35	21	30	35	33	37	30	111
(Non-ref)	49										
(Combat)	10										
II & IV	60	188	41	40	41	32	34	37	34	41	439
IV CONST	60	295	106	115	82	49	95	78	97	89	696
III PKG	45	19	3	4	3	3	7	4	8	7	30
V	60	285	101	83	101	106	100	106	87	88	214
TOTAL*		852	289	277	248	220	271	258	263	255	1490
III BULK**	30	1.2	2.4	2.4	2.1	2.0	2.4	2.3	2.4	2.3	689.9

\*Expressed in thousand S/T.

\*\*Expressed in millions of barrels.

SOURCE: 1st Log Comd, Dir/Gen Sup (CI I, II & IV, IV CONST, & III PKG)  
 Dir/Ammo (CI V)

As of 30 Apr 68 Dir/POL (I III BULK)

G-1

CONSUMPTION/PLANNING FACTORS

CLASS OF SUPPLY FACTORS\*

I	8.98
II	15.70
IV CONST	23.00
III PKG	1.48
V	14.33
PX	4.29
SPECIAL SERVICES	.07

TOTAL (LB/MAN/DAY) 67.85

TOTAL (TON/MAN/YR) 12.38

\*USARV adjustment of planning  
Research Corporation Study.

SOURCE: 1st Log Comd  
Dir/Gen Sup

As of 30 April 68

as of 30 April 68 C-2

LOGISTICAL STORAGE SPACE  
(CL I, II & IV, IV CONST)

	SGN	CRB	QNH	TOTAL	NOTE
TOTAL AUTHORIZED APR 68 DEPOT	599	241	303	1143	1
DSU'S	181	89	89	359	
TOTAL AVAILABLE APR 68 DEPOT	292	264	218	774	2
DSU'S	140	49	56	245	
Whse (permanent)	(0)	(193)	(17)	210	
Prefabs (temporary)	(216)	(109)	(117)	(442)	
Leased (temporary)	(150)	(0)	(0)	(150)	4
Floating (temporary)	(66)	(9)	(140)	(215)	4
DIRECTED APR 68	(360)	0	205	570	3
SHORTFALL/OVERAGE	-239	-48	-104	391	4

SOURCE: 1st Log Engr 7 May 68  
As of 30 April 68

C-3

LOGISTICS STORAGE SPACE (CONT)

COVERED STORAGE (THOUSAND GROSS SQ FT)					
	SGN	CRB	QNH	TOTAL	NOTE
TOTAL AUTHORIZED APR 68	3232	879	1744	5255	1
TOTAL AVAILABLE APR 68*	631***	855	837	2323	
DIRECTED APRIL 68	1039	0	124	1163	3
SHORTFALL/OVERAGE**	-1562	-24	-183	-1769	

NOTE: 1. Computed from NEW MACV Study. (Depot plus DSU's)  
 2. SOURCE: 1st Log Engr  
 3. Current USARV construction directives.

4. Completion of deficit will allow redistribution of prefabs to Supply Points and the release of floating and leased space.  
 5. Additional required to include upgrading unimproved and semi-improved space now in use.

\*Depot plus DSU's \*\*Shortfall/overage is based on the difference between total required and permanent facility available and directed.\*\*\* Does not include leased space.

C-4

LOGISTICS STORAGE SPACE (CONT)

OPEN STORAGE (THOUSAND GROSS SQ FT)

	SGN	CRB	QNH	Total	Note
TOTAL AUTHORIZED APRIL 68	7,580	2,597	3,195	13,372	1
TOTAL AVAILABLE APRIL 68	9,485	8,232	7,952	25,669	2
Improved (standard)	4,252	2,817	2,097	9,166	
Unimproved	5,233	5,415	5,855	16,503	
DIRECTED APRIL 68	5,411	0	4,144	9,555	3

SHORTFALL/OVERAGE

+2,082

+220

+3,046

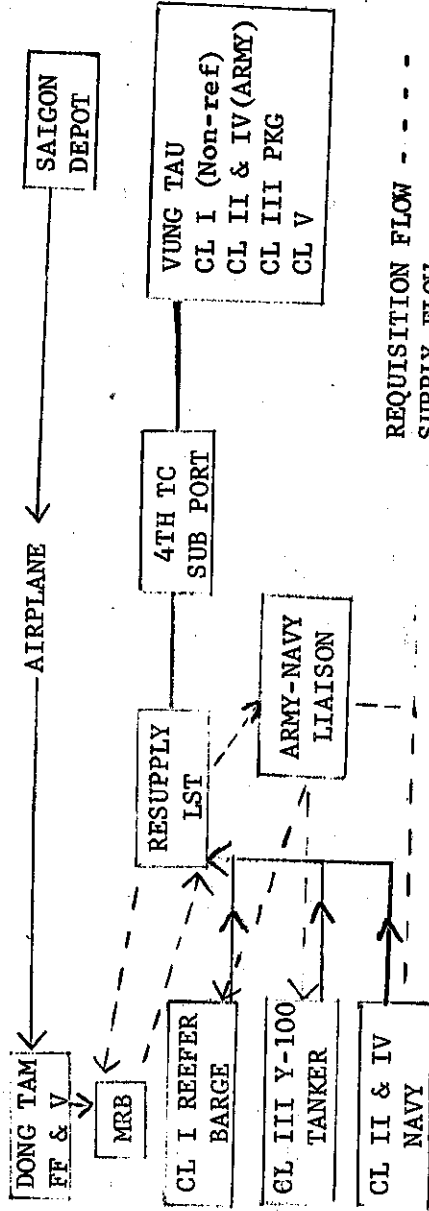
+5,348

SOURCE: 1st Log Comd Engr

As of 30 April 1968

C-5

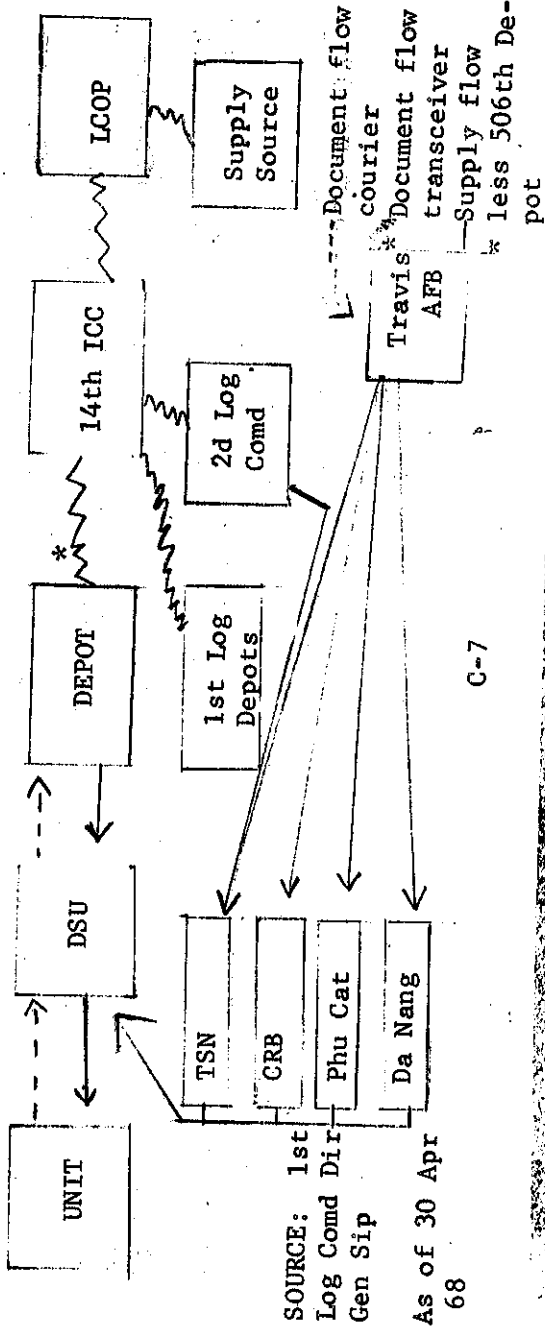
RIVERLINE SUPPLY SUPPORT



SOURCE: 1st Log Comd Dir/Gen Sup  
As of 30 Apr 68

C-6

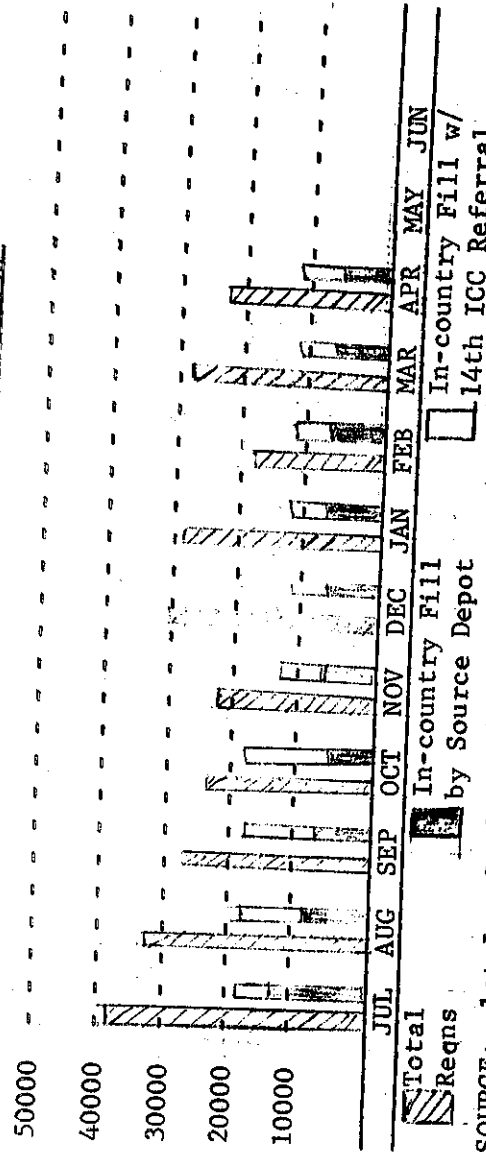
RED BALL SYSTEM



SOURCE: 1st  
Log Comd Dir  
Gen Sip  
As of 30 Apr  
68

C-7

TOTAL RBE/RBX REQNS AND IN-COUNTRY FILL



Total Reqns  
 In-Country Fill by Source Depot  
 In-Country Fill w/ 14th ICC Referral  
 SOURCE: 1st Log Comd, Dir/Gen Sup  
 As of 30 April 68

C-8



ME REPLACEMENT STATUS

	RVN-REQ	RECEIVED		RETROGRADED		O/H	FRGMD
		1 Sep-30	Apr 1	1 Jan-31	Mar 30		
Forklift 4,000 lb Elec	167	3	46	120	15		
Forklift 4,000 lb Gas	865	46	103	570	199		
Forklift 4,000 lb Whse trac	318	77	33	252	102		
Forklift 6,000 lb Gas	455	86	73	447	145		
Forklift 6,000 lb RT	880	305	100	648	605		
Forklift 10,000 lb RT	389	67	87	322	171		
Forklift 15,000 lb Gas	390	40	110	309	64		

SOURCE: 1st Log Comd, Dir Gen/Sup  
 Dir Maint  
 DA CLSP

As of 30 April 68

G-9

ML13 SERIES APC BATTLE LOSS RATES

MON	ML13		ML13A1		TOTAL	
	DENS	B/L	%LOSS	DENS	B/L	%LOSS
JUL	954	27	2.8	228	11	4.9
AUG	943	15	1.6	450	12	2.7
SEP	828	12	1.5	654	17	2.6
OCT	786	11	1.4	694	19	2.7
NOV	567	12	2.1	951	12	1.3
DEC	527	15	2.8	1020	20	1.9
JAN	496	19	3.8	1218	35	2.8
FEB	451	45	9.8	1263	66	5.3
MAR	386	27	6.9	1335	75	5.5
APR	258	16	6.2	1495	38	2.5
MAY						
JUN						

PROJECTED LOSS - 3.5%

SOURCE: 1st Log Comd, Dir/Sup, Dir/Maint  
C-10  
As of 30 April